




REDI-SCAPES

**DESIGN RESOURCE
MANUAL**


THE MCKINLEY TEXTURE

115 RETAINING BLOCK:



56 lb./block
 .75 sf/block
 48 blocks/pallet
 2,773 lb./pallet
 (includes pallet)

140 FREESTANDING BLOCK:



67 lb./block
 .69 sf/block
 (see FS section below)
 36 blocks/pallet
 2,497 lb./pallet
 (includes pallet)


ACCESSORIES

CORNER BLOCK



approx. 88 lb./corner
 1.46 sf/corner
 24 blocks/pallet
 2,197 lb./pallet
 (includes pallet)

STANDARD COPING



43 lb. per
 standard coping

62 lb. per
 end coping

60 pcs of std. coping &
 12 pcs of end coping
 per pallet

END COPING



72 pcs/pallet

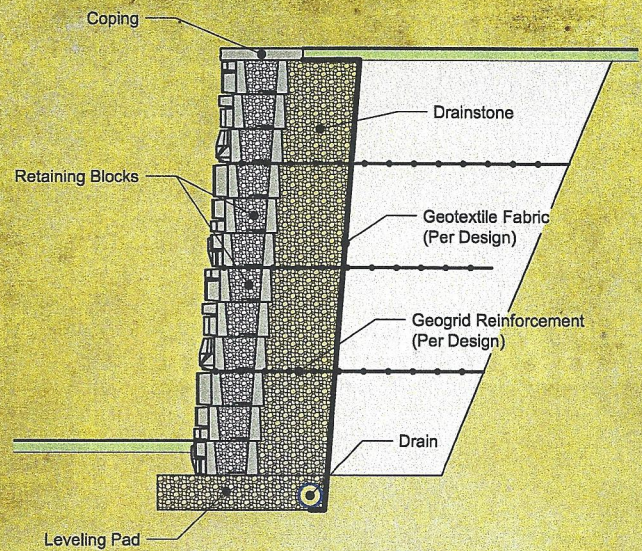
1.38 lf/coping or
 100 lf/pallet

3,409 lb./pallet

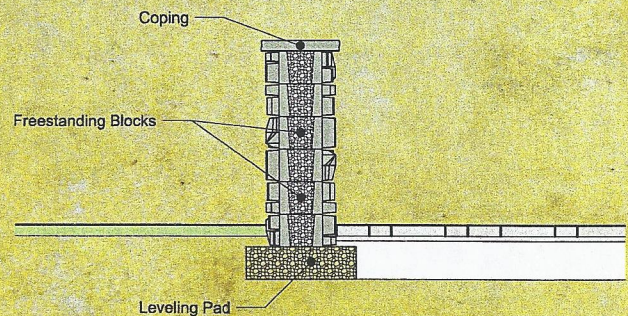
See www.redi-scapes.com for full product line

- 2 1/2" DEEP AUTHENTIC TEXTURE
- INTEGRAL COLOR WITH ACCENTS
- DURABLE WET CAST CONCRETE

RETAINING WALL



FREESTANDING WALL



Every Redi-Scapes Distributor/Manufacturer is independently owned and operated.

TABLE OF CONTENTS

Product Applications and Specifications.....	5
Preliminary Wall Height Guides.....	13
Block Details.....	25
Installation Details.....	29
Typical Construction Details.....	43
Testing Reports.....	57